


ECONOMY

Lower operating and maintenance costs. They have fewer moving parts than internal combustion forklifts, reducing the need for frequent repairs and replacements. Electricity is generally cheaper than fuel, and electric forklifts eliminate the costs associated with fuel storage and handling.



Lowest maintenance cost Fully AC system

The all-AC system utilizes advanced AC drive motors and AC hydraulic motor to achieve high performance at a low cost. AC motors do not require motor brushes or containers to be inspected or replaced, which greatly reduces overall routine maintenance costs. AC motors also provide high operating efficiency, long operating life, and longer operating time compared to traditional DC motors. The forklift's power saving features increase the forklift's ability to operate longer without reducing productivity or performance.



Designed around form and function

Rippa Group has been at the forefront of innovation by designing a fully integrated, space-saving lead-acid battery forklift. This strategic design helps free up cab space, maximizing comfort and convenience to increase productivity.

1 Convenient entry and exit

- Designed to provide easy access to the operator compartment

2 Open foot space design

- Maximizes seated comfort and convenience
- Provides freedom to position feet during operation

3 Increased capacity and drive quality

- Load capacity and truck weight have been optimized for performance
- Helps improve truck handling when manipulating a raised load
- Enhances drive quality when cornering or braking

4 Repositioned center of gravity


- Enhances drive quality
- Improves truck handling in corners

5 Energy efficient

- Battery (voltage/capacity) 60V 75Ah
 - Retains full set of low-battery status
 - Safety functions
- Maintenance-free batteries 10 pieces (12V-85A)



Features wide, textured armrests, deep non-slip steps for easy entry and exit, thumb-actuated directional controls, seat-side power disconnect, spacious, easily accessible storage area on the hood, and a tilt steering column with optional tilt memory and telescoping features to reduce operator fatigue.




Advanced Design in Pursuit of "Safety and Comfort"

Self-made high-precision reinforced gantry

Chain

Branded chains can bear more than five times the weight and have third-party test reports



Side scroll wheel

Adopt independent side roller design, the gap between door frames is small and does not wear the door frames, and the door frames will not shake after long-term use



Parking Brake Alarm

If the operator fails to apply the parking brake, an alarm will sound.



Luxury LCD instrument

Can read parameters to understand the operating status of the equipment



Safety gear and minimum floating

The gear position is located below the steering wheel, and you can control the gear position with a flick of your finger.



Control levers

Located on the right side of the steering wheel, easy to operate



Smaller steering wheel for improved forward visibility

Lift functionality is enhanced with a smaller steering wheel and a redesigned instrument panel that improves visibility to the bottom of the forks.



Improved Braking Feel

Rippa's unique cushion valve controls braking force based on the pressure on the brake pedal and improves braking feel.



The oil cylinder adopts imported oil seal




OPTIONAL WIDE-ANGLE CENTER MIRROR ALLOWS FOR EASY REAR VIEWING

You can observe the situation behind the vehicle while driving, which enables safer driving.



LED lights and warning lights

When working at night, it has warning and lighting functions.



Semi-wrapped seat improves operator comfort

Has better vibration resistance and reduces body stress.

- Seat cushion adjustment dial
- Retractable seat belt
- Semi-enclosed seat, more comfortable




Thickened integrated stamped body

Thicker materials and integrated design improve structural integrity without additional welding or assembly, achieving smoother surfaces and precise shapes, making the vehicle body stronger and more resistant to external impacts, thereby improving overall safety.

Battery wiring harness thickened

It can effectively reduce the resistance of the wire, thereby reducing energy loss, improving current transmission efficiency, and ensuring more stable power output. The heat generated when the current passes through the wiring harness is reduced, avoiding overheating and extending the service life of the wiring harness and battery.



Equipped with speed limiting valve and cut-off valve

Speed limiting valves regulate and limit the hydraulic or travel speed of a forklift to a safe level. Preventing the forklift from operating at unsafe speeds reduces the risk of accidents or tipping, especially when lifting or turning. Shut-off valves quickly stop hydraulic operation in an emergency, protecting the operator and the surrounding environment. Allowing a specific part of the hydraulic system to be isolated for inspection or repair without draining the entire system.




Rubber solid tire

Strong puncture resistance, solid rubber tires do not contain air, so they cannot be punctured by sharp objects such as nails or glass. This ensures durability

SERVICE UPGRADE AND CAREFUL GUARDING

Exclusive quality: RIPPA care



Personal service and worry-free maintenance



Perfect after-sales service

Perfect after-sales service system: 24-hour online customer service, solve quality problems at any time



Repair and maintenance

First class, fast maintenance with original assembly maintenance



Post-processing maintenance training

Help customers understand correct operation and maintenance methods to avoid misjudgments and failures caused by improper operation.



Nationwide sales and service network

RIPPA is always committed to providing customers with high-quality product after-sales service and support, and customized solutions can maximize customer needs.

- RIPPA Jining
- Dealer/Direct Sales
- Service outlets



Multiple ways to report for repairs (Telephone, WeChat, online customer service)



Expert seat Troubleshooting



Call center dispatch system



Service engineer mobile app



Intelligent service data system

PRODUCT PARAMETERS

Model	Name	Unit	RF35E
Model	Power type		Electric
	Rated load	Kg (lb)	3500 (7716)
	Load center distance	mm (in)	500 (19.7)
Size	Maximum lifting height of fork shelf with blocking	mm (in)	3900 (153.5)
	Maximum lifting height	mm (in)	3000 (118.1)
	Full height of gantry fork landing, gantry vertical	mm (in)	2100 (82.7)
	Distance from seat surface to roof protection frame	mm (in)	990 (39)
	Full height roof protection frame	mm (in)	2150 (84.6)
	Full length without fork	mm (in)	2700 (106.3)
	Front overhang distance	mm (in)	100 (3.9)
	Rear overhang	mm (in)	200 (7.8)
	Wheel base	mm (in)	1580 (62.2)
	Minimum ground clearance	mm (in)	150 (5.9)
	Full width	mm (in)	1100 (43.3)
	Fork pitch outside max/min	mm (in)	1000/800 (47.2/31.5)
	Track width front/rear	mm (in)	1000 (39.4)
	Outside of minimum turning radius	mm (in)	2300 (90.6)
	Inside of minimum turning radius	mm (in)	550 (21.7)
	Gantry tilt Angle(front/back)	°	6 front and 12 rear
	Fork size	mm (in)	1070*45*120 (42.1*1.8*4.7)
performance	Maximum driving speed full load/no load	Km/h (mph)	12 (7.5)
	Maximum climbing capacity full load/no load	%	10
quality	Total weight	Kg (lb)	4200 (9259)
Wheels and Tires	Number of wheels x/drive wheel		2X/2
	Tire type front/rear		Solid tire
	Front tire		6.50-10
	Rear tire		5.00-8
Drive and transmission control device	Storage Battery Voltage/Capacity	V/Ah	60V 75Ah
	Walking motor	W	10000W AC motor
	voltage	V	60V
	controller		Higer controller
	battery		10 maintenance-free batteries (12V-85A)
	Lighting and Signal		Lighting, left and right turn signals, brake lights, driving lights, instruments, electric horns, etc.
Chassis system	Drive axle		Cast steel one-piece axle for vehicles
	steering axle		Heavy-duty steel plate rear axle for vehicles
	Braking method		Hand brake, oil brake
	Lift up the oil cylinder		High precision grinding sleeve One-way double cylinder
	Hydraulic lifting motor		10000W AC motor
	Steering method		Hydraulic power assist
	Turning radius	mm (in)	2520 (99.2)